



AV TSフランジ

U-PVC HI-PVC C-PVC

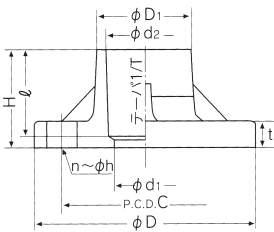
▼ U-PVC JIS 10K 13mm~350mm, JIS 5K 13mm~350mm HI-PVC JIS 10K 13mm~250mm, JIS 5K 13mm~150mm 単位: mm



U-PVC製



HI-PVC製



| 呼び径 | d | | d1 | | テーパ1/T | | φ | | D1 | | C | | D | | n(ヶ) | | h | | t | | L | |
|-----|------|-----|--------|--------|--------|------|-----|------|-----|-----|-----|-----|-----|-----|------|----|-----|----|-----|------|-----|-----|
| | 10K | 5K | 10K | 5K | 10K | 5K | 10K | 5K | 10K | 5K | 10K | 5K | 10K | 5K | 10K | 5K | 10K | 5K | 10K | 5K | 10K | 5K |
| 13 | 13.5 | 15 | 18.40 | | 1/30 | | 26 | 25.5 | 24 | 65 | 55 | 90 | 75 | 4 | 4 | 15 | 12 | 14 | 9 | 30 | 30 | |
| 15 | 16.5 | 18 | 22.40 | | 1/34 | | 30 | 31 | 29 | 70 | 60 | 95 | 80 | 4 | 4 | 15 | 12 | 14 | 9 | 35 | 35 | |
| 20 | 20.5 | 22 | 26.45 | | 1/34 | | 35 | 35 | 33 | 75 | 65 | 100 | 85 | 4 | 4 | 15 | 12 | 15 | 10 | 40 | 40 | |
| 25 | 25 | 25 | 32.55 | | 1/34 | | 40 | 42.5 | 40 | 80 | 75 | 125 | 95 | 4 | 4 | 19 | 12 | 15 | 10 | 46 | 45 | |
| 32 | 30 | 30 | 38.60 | | 1/34 | | 44 | 48.5 | 46 | 100 | 90 | 135 | 115 | 4 | 4 | 19 | 15 | 16 | 12 | 50.5 | 50 | |
| 40 | 41 | 41 | 48.70 | | 1/37 | | 55 | 60.5 | 59 | 105 | 95 | 140 | 120 | 4 | 4 | 19 | 15 | 16 | 12 | 61.5 | 61 | |
| 50 | 52 | 52 | 60.80 | | 1/37 | | 63 | 73 | 70 | 120 | 105 | 155 | 130 | 4 | 4 | 19 | 15 | 20 | 14 | 71 | 72 | |
| 65 | 67 | 67 | 76.60 | 76.80 | 1/48 | 1/41 | 61 | 69 | 90 | 86 | 140 | 130 | 175 | 155 | 4 | 4 | 19 | 15 | 22 | 14 | 70 | 76 |
| 80 | 78 | 78 | 89.60 | 89.80 | 1/49 | 1/43 | 64 | 72 | 105 | 101 | 150 | 145 | 185 | 180 | 8 | 4 | 19 | 19 | 22 | 14 | 73 | 80 |
| 100 | 100 | 100 | 114.70 | 115.00 | 1/56 | 1/44 | 84 | 92 | 131 | 129 | 175 | 165 | 210 | 200 | 8 | 8 | 19 | 19 | 22 | 16 | 93 | 105 |
| 125 | 125 | 125 | 140.85 | 141.20 | 1/58 | 1/45 | 104 | 112 | 158 | 156 | 210 | 200 | 250 | 235 | 8 | 8 | 23 | 19 | 24 | 16 | 114 | 126 |
| 150 | 146 | 146 | 166.00 | 166.50 | 1/63 | 1/45 | 132 | 140 | 185 | 185 | 240 | 230 | 280 | 265 | 8 | 8 | 23 | 19 | 26 | 18 | 142 | 150 |
| 200 | 196 | 196 | 217.00 | | 1/50 | | 145 | 238 | 238 | 290 | 280 | 330 | 320 | 12 | 8 | 23 | 23 | 28 | 28 | 156 | 156 | |
| 250 | 247 | 247 | 268.20 | | 1/55 | | 155 | 300 | 300 | 355 | 345 | 400 | 385 | 12 | 12 | 25 | 23 | 30 | 30 | 167 | 167 | |
| 300 | 298 | 298 | 318.70 | | 1/55 | | 155 | 341 | 341 | 400 | 390 | 445 | 430 | 16 | 12 | 25 | 23 | 30 | 30 | 167 | 167 | |
| 350 | 348 | 348 | 371.00 | | 1/60 | | 230 | 398 | 398 | 445 | 435 | 490 | 480 | 16 | 12 | 25 | 23 | 34 | 34 | 300 | 300 | |

(注) 符号C、D、n、hの寸法はJIS 10・5K規格に準じています。5K、350mmのボルト穴寸法はJISとは異なります。

▼ C-PVC JIS 10K 13mm~350mm, JIS 5K 13mm~65mm 単位: mm


| 呼び径 | d | d1 | テーパ1/T | φ | D1 | | C | | D | | n(ヶ) | | h | | t | | L | |
|-----|-----|--------|--------|-----|-----|----|-----|-----|-----|-----|------|----|-----|----|-----|----|------|----|
| | | | | | 10K | 5K | 10K | 5K | 10K | 5K | 10K | 5K | 10K | 5K | 10K | 5K | | |
| 13 | 15 | 18.40 | 1/30 | 26 | 28 | 24 | 65 | 55 | 90 | 75 | 4 | 4 | 15 | 12 | 14 | 9 | 30 | 30 |
| 15 | 18 | 22.40 | 1/34 | 30 | 33 | 31 | 70 | 60 | 95 | 80 | 4 | 4 | 15 | 12 | 14 | 9 | 35 | 35 |
| 20 | 22 | 26.45 | 1/34 | 35 | 36 | 33 | 75 | 65 | 100 | 85 | 4 | 4 | 15 | 12 | 14 | 10 | 40 | 40 |
| 25 | 25 | 32.55 | 1/34 | 40 | 43 | 43 | 90 | 75 | 125 | 95 | 4 | 4 | 19 | 12 | 16 | 10 | 50 | 45 |
| 32 | 30 | 38.60 | 1/34 | 44 | 51 | 51 | 100 | 90 | 135 | 115 | 4 | 4 | 19 | 15 | 16 | 12 | 50.5 | 50 |
| 40 | 41 | 48.70 | 1/37 | 55 | 65 | 65 | 105 | 95 | 140 | 120 | 4 | 4 | 19 | 15 | 16 | 12 | 65 | 61 |
| 50 | 52 | 60.80 | 1/37 | 63 | 76 | 76 | 120 | 105 | 155 | 130 | 4 | 4 | 19 | 15 | 20 | 14 | 74 | 72 |
| 65 | 67 | 76.80 | 1/41 | 69 | 92 | 86 | 140 | 130 | 175 | 155 | 4 | 4 | 19 | 15 | 22 | 14 | 82 | 76 |
| 80 | 78 | 89.80 | 1/43 | 72 | 108 | — | 150 | — | 185 | — | 8 | — | 19 | — | 22 | — | 86 | — |
| 100 | 100 | 115.00 | 1/44 | 92 | 138 | — | 175 | — | 210 | — | 8 | — | 19 | — | 22 | — | 105 | — |
| 125 | 125 | 141.20 | 1/45 | 112 | 165 | — | 210 | — | 250 | — | 8 | — | 23 | — | 22 | — | 114 | — |
| 150 | 146 | 166.00 | 1/63 | 132 | 185 | — | 240 | — | 280 | — | 8 | — | 23 | — | 26 | — | 142 | — |
| 200 | 196 | 217.00 | 1/50 | 145 | 238 | — | 290 | — | 330 | — | 12 | — | 23 | — | 28 | — | 156 | — |

(注) 1. 符号C、D、n、hの寸法はJIS 10・5K規格に準じています。2. ●呼び径200は受注生産品です。


AV TSフランジ

U-PVC上水用 HI-PVC上水用 U-PVC ANSI規格用

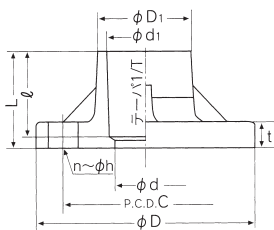
▼ U-PVC上水用50mm~300mm HI-PVC上水用75mm~250mm 単位: mm



U-PVC製



HI-PVC製



| 呼び径 | d1 | d2 | テーパ1/T | φ | D1 | C | D | n(ヶ) | h | t | H |
|--------|-----|--------|--------|-----|-----|-----|-----|------|----|----|-----|
| 50 | 52 | 60.80 | 1/37 | 63 | 73 | 120 | 155 | 4 | 19 | 20 | 71 |
| 75(80) | 78 | 89.60 | 1/49 | 64 | 107 | 168 | 211 | 4 | 19 | 22 | 74 |
| 100 | 100 | 114.70 | 1/56 | 84 | 133 | 195 | 238 | 4 | 19 | 24 | 98 |
| 125 | 125 | 140.85 | 1/58 | 104 | 159 | 220 | 263 | 6 | 19 | 24 | 118 |
| 150 | 146 | 166.00 | 1/63 | 132 | 185 | 247 | 290 | 6 | 19 | 24 | 147 |
| 200 | 196 | 217.00 | 1/50 | 145 | 238 | 299 | 342 | 8 | 19 | 28 | 156 |
| 250 | 247 | 268.20 | 1/55 | 155 | 300 | 360 | 410 | 8 | 23 | 30 | 167 |
| 300 | 298 | 318.70 | 1/55 | 155 | 341 | 414 | 464 | 10 | 23 | 30 | 167 |

(注) 1. 75 (80)~300mmの符号C、D₂、n、hの寸法はJIS B 2062水道用仕切弁に準じています。
2. ※50mmの符号C、D₂、n、hはJIS 10K規格に準じています。
65mm AV Cゲートバルブに接続するAV TSフランジはJIS 10K規格をご使用ください。

▼ U-PVC ANSI規格用 単位: mm

| 呼び径 | d1 | d2 | テーパ1/T | φ | D1 | C | D | n(ヶ) | h | t | H |
|-----|-----|--------|--------|-----|------|-------|-------|------|----|----|-----|
| 15 | 18 | 22.40 | 1/34 | 30 | 31 | 60.5 | 89 | 4 | 16 | 12 | 46 |
| 20 | 22 | 26.45 | 1/34 | 35 | 35 | 70 | 98 | 4 | 16 | 13 | 53 |
| 25 | 25 | 32.55 | 1/34 | 40 | 42.5 | 79.5 | 108 | 4 | 16 | 15 | 50 |
| 32 | 30 | 38.60 | 1/34 | 44 | 48.5 | 89 | 117.5 | 4 | 16 | 16 | 54 |
| 40 | 41 | 48.70 | 1/37 | 55 | 60.5 | 98.5 | 127 | 4 | 16 | 18 | 65 |
| 50 | 52 | 60.80 | 1/37 | 63 | 73 | 120.5 | 152 | 4 | 19 | 20 | 74 |
| 65 | 67 | 76.80 | 1/41 | 69 | 90 | 139.5 | 178 | 4 | 19 | 23 | 82 |
| 80 | 78 | 89.80 | 1/43 | 72 | 105 | 152.5 | 190.5 | 4 | 19 | 24 | 86 |
| 100 | 100 | 115.00 | 1/44 | 92 | 131 | 190.5 | 229 | 8 | 19 | 24 | 107 |
| 125 | 125 | 141.20 | 1/45 | 112 | 158 | 216 | 254 | 8 | 22 | 24 | 130 |
| 150 | 146 | 166.50 | 1/45 | 140 | 185 | 241.5 | 280 | 8 | 22 | 26 | 142 |
| 200 | 196 | 217.00 | 1/50 | 145 | 238 | 298.5 | 343 | 8 | 22 | 28 | 156 |
| 250 | 247 | 268.20 | 1/55 | 155 | 300 | 362 | 406 | 12 | 25 | 30 | 167 |
| 300 | 298 | 318.70 | 1/55 | 155 | 341 | 432 | 483 | 12 | 25 | 30 | 167 |

(注) 1. 符号C、D₂、n、hのみANSI/ASME B 16.5 CLASS 150に準じています。
2. バイブ受付口寸法はd₁、φ、テーパ1/TはJIS規格に準じています。(JIS K 6743)

TSフランジ

| 呼び径 | 材質規格 | U-PVC | | HI-PVC | |
|------|------|---------|--------|---------|--------|
| | | JIS 10K | JIS 5K | JIS 10K | JIS 5K |
| 13mm | | 480 | 470 | 710 | 660 |
| 15 | | 520 | 510 | 730 | 690 |
| 20 | | 590 | 550 | 850 | 810 |
| 25 | | 870 | 730 | 1,250 | 1,070 |
| 32 | | 1,130 | 870 | 1,570 | 1,280 |
| 40 | | 1,170 | 1,070 | 1,630 | 1,510 |
| 50 | | 1,520 | 1,380 | 2,150 | 1,940 |
| 65 | | 1,940 | 1,740 | 2,750 | 2,450 |

| 呼び径 | 材質規格 | U-PVC | | | HI-PVC | | |
|--------|------|---------|--------|--------|---------|--------|--------|
| | | JIS 10K | JIS 5K | 上水 | JIS 10K | JIS 5K | 上水 |
| 80(75) | | 2,360 | 2,130 | 3,410 | 3,360 | 2,990 | 4,870 |
| 100 | | 3,360 | 3,020 | 4,530 | 4,710 | 4,220 | 6,260 |
| 125 | | 4,090 | 3,950 | 5,880 | 5,860 | 5,690 | 8,460 |
| 150 | | 6,580 | 5,710 | 9,640 | 9,350 | 8,060 | 13,720 |
| 200 | | 8,760 | 7,940 | 12,010 | 12,610 | 12,010 | 18,510 |
| 250 | | 12,170 | 10,760 | 16,720 | 18,420 | — | 22,340 |
| 300 | | 15,050 | 14,220 | 20,640 | 21,040 | — | — |
| 350 | | 59,540 | 57,470 | — | — | — | — |

(注) ① ANSI規格は別途お問い合わせください。
② FRP ライニング品は別途お問い合わせください。