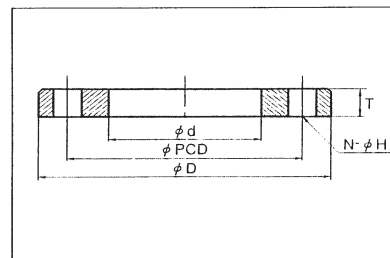


# フランジ (規格表)

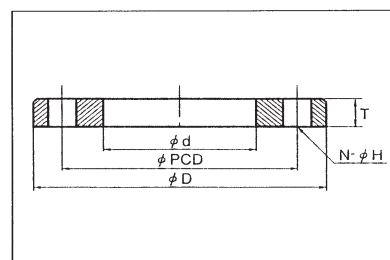
## 上水道用フランジ

| 口径  | 適用する鋼管の外径<br>$\phi d$ | フランジの外径<br>$\phi D$ | 板厚(鋼製)<br>T | 中心円の径<br>$\phi PCD$ | ボルト穴 |          |
|-----|-----------------------|---------------------|-------------|---------------------|------|----------|
|     |                       |                     |             |                     | N    | $\phi H$ |
| 80A | 89.1                  | 211                 | 18          | 168                 | 4    | 19       |
| 100 | 114.3                 | 238                 | 18          | 195                 | 4    | 19       |
| 125 | 139.8                 | 263                 | 20          | 220                 | 6    | 19       |
| 150 | 165.2                 | 290                 | 22          | 247                 | 6    | 19       |
| 200 | 216.3                 | 342                 | 24          | 299                 | 8    | 19       |
| 250 | 267.4                 | 410                 | 24          | 360                 | 8    | 23       |
| 300 | 318.5                 | 464                 | 26          | 414                 | 10   | 23       |
| 350 | 355.6                 | 530                 | 26          | 472                 | 10   | 25       |
| 400 | 406.4                 | 582                 | 26          | 524                 | 12   | 25       |
| 450 | 457.2                 | 652                 | 28          | 585                 | 12   | 27       |
| 500 | 508.0                 | 706                 | 30          | 639                 | 12   | 27       |



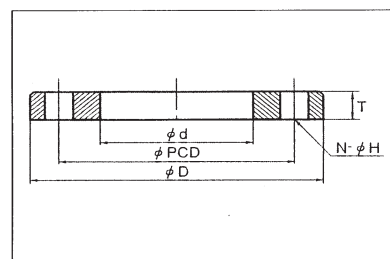
## JIS5kg/cm<sup>2</sup>

| 口径  | 適用する鋼管の外径<br>$\phi d$ | フランジの外径<br>$\phi D$ | 板厚(鋼製)<br>T | 中心円の径<br>$\phi PCD$ | ボルト穴 |          |
|-----|-----------------------|---------------------|-------------|---------------------|------|----------|
|     |                       |                     |             |                     | N    | $\phi H$ |
| 15A | 21.7                  | 80                  | 9           | 60                  | 4    | 12       |
| 20  | 27.2                  | 85                  | 10          | 65                  | 4    | 12       |
| 25  | 34.0                  | 95                  | 10          | 75                  | 4    | 12       |
| 32  | 42.7                  | 115                 | 12          | 90                  | 4    | 15       |
| 40  | 48.6                  | 120                 | 12          | 95                  | 4    | 15       |
| 50  | 60.5                  | 130                 | 14          | 105                 | 4    | 15       |
| 65  | 76.3                  | 155                 | 14          | 130                 | 4    | 15       |
| 80  | 89.1                  | 180                 | 14          | 145                 | 4    | 19       |
| 100 | 114.3                 | 200                 | 16          | 165                 | 8    | 19       |
| 125 | 139.8                 | 235                 | 16          | 200                 | 8    | 19       |
| 150 | 165.2                 | 265                 | 18          | 230                 | 8    | 19       |
| 200 | 216.3                 | 320                 | 20          | 280                 | 8    | 23       |
| 250 | 267.4                 | 385                 | 22          | 345                 | 12   | 23       |
| 300 | 318.5                 | 430                 | 22          | 390                 | 12   | 23       |
| 350 | 355.6                 | 480                 | 24          | 435                 | 12   | 25       |



## JIS10kg/cm<sup>2</sup>

| 口径  | 適用する鋼管の外径<br>$\phi d$ | フランジの外径<br>$\phi D$ | 板厚(鋼製)<br>T | 中心円の径<br>$\phi PCD$ | ボルト穴 |          |
|-----|-----------------------|---------------------|-------------|---------------------|------|----------|
|     |                       |                     |             |                     | N    | $\phi H$ |
| 15A | 21.7                  | 95                  | 12          | 70                  | 4    | 15       |
| 20  | 27.2                  | 100                 | 14          | 75                  | 4    | 15       |
| 25  | 34.0                  | 125                 | 14          | 90                  | 4    | 19       |
| 32  | 42.7                  | 135                 | 16          | 100                 | 4    | 19       |
| 40  | 48.6                  | 140                 | 16          | 105                 | 4    | 19       |
| 50  | 60.5                  | 155                 | 16          | 120                 | 4    | 19       |
| 65  | 76.3                  | 175                 | 18          | 140                 | 4    | 19       |
| 80  | 89.1                  | 185                 | 18          | 150                 | 8    | 19       |
| 100 | 114.3                 | 210                 | 18          | 175                 | 8    | 19       |
| 125 | 139.8                 | 250                 | 20          | 210                 | 8    | 23       |
| 150 | 165.2                 | 280                 | 22          | 240                 | 8    | 23       |
| 200 | 216.3                 | 330                 | 22          | 290                 | 12   | 23       |
| 250 | 267.4                 | 400                 | 24          | 355                 | 12   | 25       |
| 300 | 318.5                 | 445                 | 26          | 400                 | 16   | 25       |
| 350 | 355.6                 | 490                 | 26          | 445                 | 16   | 25       |



## JIS20kg/cm<sup>2</sup>

| 口径  | 適用する鋼管の外径<br>$\phi d$ | フランジの外径<br>$\phi D$ | 板厚(鋼製)<br>T | 中心円の径<br>$\phi PCD$ | ボルト穴 |          |
|-----|-----------------------|---------------------|-------------|---------------------|------|----------|
|     |                       |                     |             |                     | N    | $\phi H$ |
| 15A | 21.7                  | 95                  | 14          | 70                  | 4    | 15       |
| 20  | 27.2                  | 100                 | 16          | 75                  | 4    | 15       |
| 25  | 34.0                  | 125                 | 16          | 90                  | 4    | 19       |
| 32  | 42.7                  | 135                 | 18          | 100                 | 4    | 19       |
| 40  | 48.6                  | 140                 | 18          | 105                 | 4    | 19       |
| 50  | 60.5                  | 155                 | 18          | 120                 | 8    | 19       |
| 65  | 76.3                  | 175                 | 20          | 140                 | 8    | 19       |
| 80  | 89.1                  | 200                 | 22          | 160                 | 8    | 23       |
| 100 | 114.3                 | 225                 | 24          | 185                 | 8    | 23       |
| 125 | 139.8                 | 270                 | 26          | 225                 | 8    | 25       |
| 150 | 165.2                 | 305                 | 28          | 260                 | 12   | 25       |
| 200 | 216.3                 | 350                 | 30          | 305                 | 12   | 25       |
| 250 | 267.4                 | 430                 | 34          | 380                 | 12   | 27       |
| 300 | 318.5                 | 480                 | 36          | 430                 | 16   | 27       |
| 350 | 355.6                 | 540                 | 40          | 480                 | 16   | 33       |

